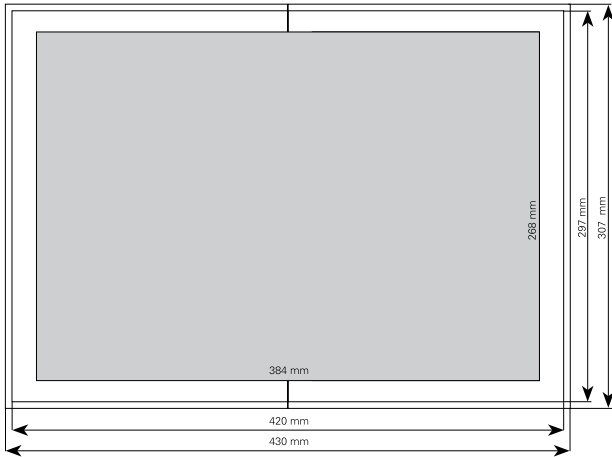
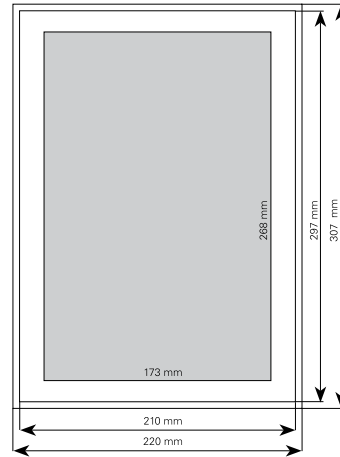


TECHNICAL INFORMATION



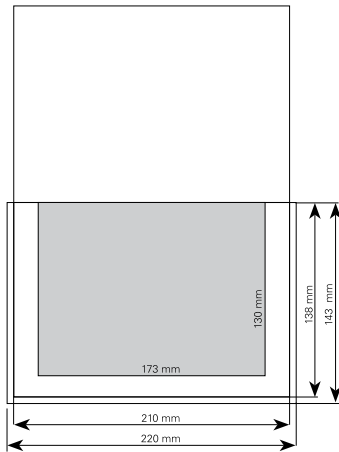
2 X 1 SPREAD INTERIOR

420/287 mm Bleed 5 mm all around
384/268 mm Non Bleed



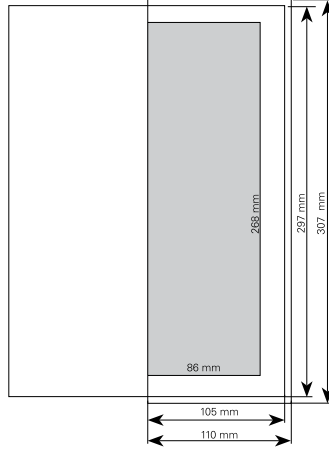
1/1 FULL PAGE

210/297 mm Bleed 5 mm all around
173/268 mm Non Bleed



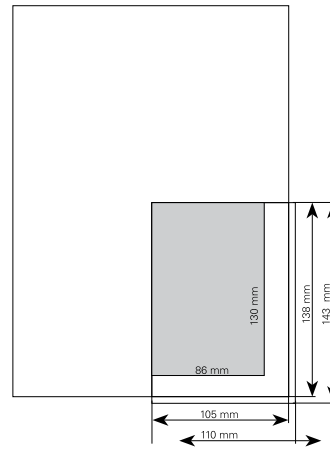
1/2 HORIZONTAL

210/138 mm Bleed 5 mm down
(or up if pagind up), left, right
173/130 mm Non Bleed




1/2 VERTICAL

105/297 mm Bleed 5 mm right
(or left if paging left), up, down
86/265 mm Non Bleed



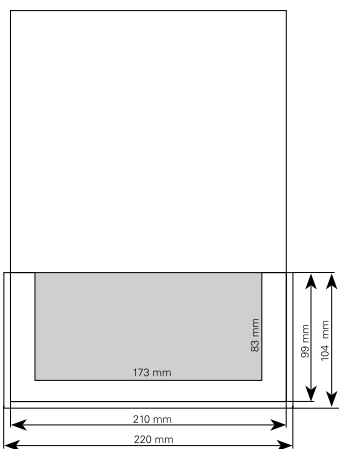
1/4 VERTICAL

105/138 mm Bleed 5 mm right
(or left if paging left), up, down
86/130 mm Non Bleed



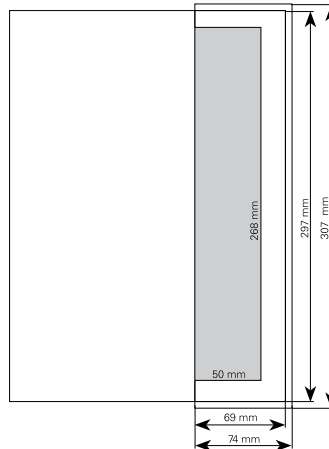
1/6 HORIZONTAL

220/50 mm Bleed 5 mm
left, right, down
210/45 mm Non Bleed



1/3 HORIZONTAL

210/99 mm Bleed 5 mm down
(or up if pagind up) left right
173/83 mm Non Bleed



1/3 VERTICAL

69/297 mm Bleed 5 mm right
(or left if paging left), up, down
50/268 mm Non Bleed

The installed pictures should be
EPS / TIFF / AI / PDF (CMYK) format.

Up-making models from a PC platform:
Adobe/Illustrator, Adobe/InDesign

Up-making models realized in Corel will be
send in Adobe Illustrator or generic EPS.

The text should be converted into curves.

The installed pictures should be TIFF format
on 300 dpi resolution.

The BITMAP pictures should be under a
resolution of 600 dpi.